

The Education University of Hong Kong
Centre for Learning, Teaching and Technology (LTTC)

Using ZOOM in Hong Kong, Overseas and Mainland China

In general, Zoom can be accessed in Hong Kong, overseas as well as in Mainland China. The Zoom app can be used on devices like PCs, Macs, smartphones and tablets. 在一般情況下，你可以在香港、海外以及國內利用你的電子裝置(例如，電腦、智能手機、平板電腦等)使用 Zoom。

(A) Using Zoom in Hong Kong

Please click [here](#) for a step-by-step guide on how to install and use Zoom. 請[按此](#)查閱使用 Zoom 的具體步驟。

(B) Using Zoom Overseas

Please click [here](#) for a step-by-step guide on how to install and use Zoom. 請[按此](#)查閱使用 Zoom 的具體步驟。

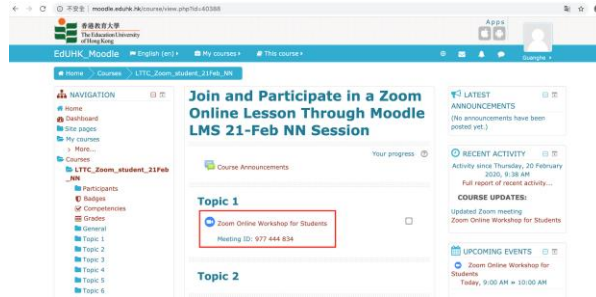
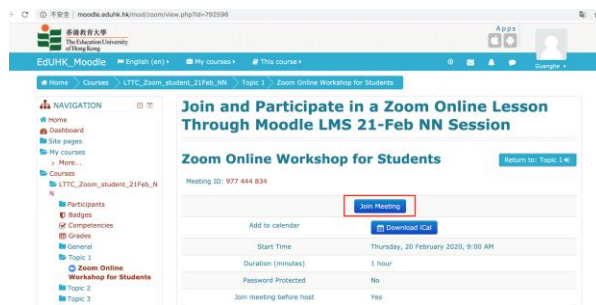
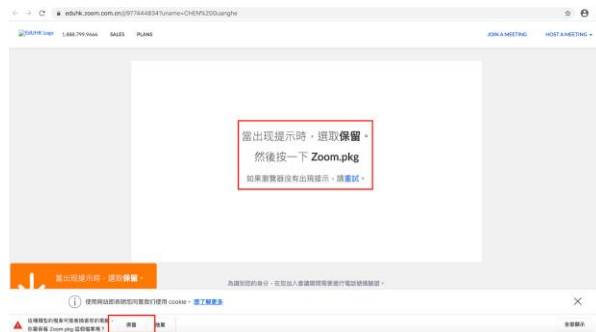

(C) Using Zoom in Mainland China

If you are using <http://eduhk.zoom.us/> with EdUHK SSO account, please continue to do so. Please click [here](#) for a step-by-step guide on how to install and use Zoom. 如你在國內可使用 EdUHK SSO 賬戶登入 <http://eduhk.zoom.us/> 並成功使用 Zoom，請繼續依此方式。請[按此](#)查閱使用 Zoom 的具體步驟。

If you cannot join Zoom via <http://eduhk.zoom.us/>. Please read the following. 如果你未能通過 <http://eduhk.zoom.us/> 加入 Zoom，請閱讀以下內容。

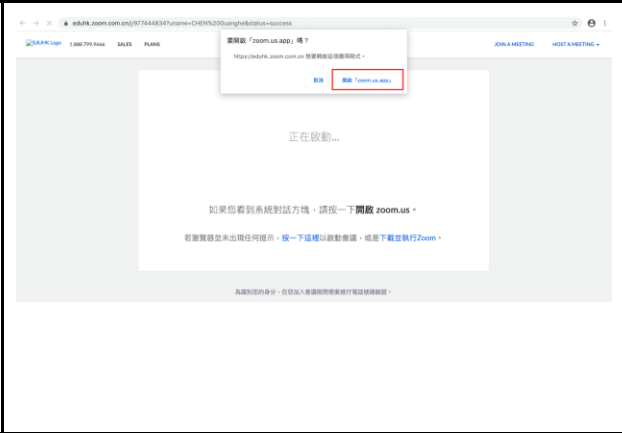
To facilitate your use of Zoom in Mainland China, the University activated <https://eduhk.zoom.com.cn/>. No VPN is required, and this is the recommended way for you to join Zoom online lessons. 為方便同學在國內不需要利用 VPN 就可以使用 Zoom，大學已啟用 <https://eduhk.zoom.com.cn/>，並建議你使用此路徑入 Zoom。

If you created an account on <https://zoom.com.cn/>, please terminate it. Please click [here](#) for a step guide. Join your Zoom online lesson through Moodle and sign in through <https://eduhk.zoom.com.cn/> by following the steps below. 如果你已在 <https://zoom.com.cn/> 註冊賬戶，請停止使用。你可[依此](#)停用你的賬戶。你可通過 <https://eduhk.zoom.com.cn/> 登入以進入 Moodle 中的 Zoom 網上課堂。具體步驟如下：

Steps / Procedures 步驟	Screens 截圖
<p>1. Go to the respective Moodle course and click the Zoom online lesson. 進入相應的 Moodle 課堂，點選相應的 Zoom 網上課堂。</p>	
<p>2. Click Join Meeting button to join the online lesson. 點選 Join Meeting 以加入網上課堂。</p>	
<p>3. If you do not have a Zoom application in your device, the system may ask you to download one. Please click save for download and installation. 如你的設備中尚未安裝 Zoom 軟件，系統會通知你下載並安裝。請點選保留(Keep)下載並安裝 Zoom 軟件。</p>	
<p>4. You can see the launch page of the Zoom application if it has been installed successfully. 下載安裝完成後，你會看到 Zoom 軟件的首頁。</p>	

5. Go back to Moodle course and click the **Join Meeting** button again. A webpage will pop up and please click **Open Zoom.us App** to join the online lesson.

現在你可重新回到 Moodle，點選 **Join Meeting** 進入網上課堂。當出現提示對話框時，請點選 **Open Zoom.us App**。



Important Tips 重要提示:

If you are using <http://eduhk.zoom.us/> with EdUHK SSO account, please continue to do so. 如你在國內可使用 EdUHK SSO 賬戶登入 <http://eduhk.zoom.us/> 並成功使用 Zoom，請繼續依此方式。

If you created an account on <https://zoom.com.cn/>, please terminate it. Please click [here](#) for a step guide. Join your Zoom online lesson through Moodle and sign in through <https://eduhk.zoom.com.cn/> by following the steps below. 如你已在 <https://zoom.com.cn/> 註冊賬戶，請停止使用。你可[依此](#)停用你的賬戶。

21 February 2020