

Subject: Religious Education

Topic: Qualities of Good Friends

Level: S.2

Learning objectives:

1. Content:

Students should be able to:

1. recognize that everyone needs friends and define the qualities of a good friend;
2. understand the hidden meaning of a parable and realize the importance of sharing our abilities with others;
3. develop a greater understanding and awareness of the significance of not sharing talents with others when it is relevant;
4. develop a sense of responsibility and equality;
5. develop a greater understanding and awareness of the role of Jesus Christ as the head of the Christian faith.

2. Language

Students should be able to:

1. describe the qualities of a good friend in speaking and writing using key adjectives such as *loyal, funny*;
2. explain the meaning of the parable using *because* and through the use of symbols using *stands for* in speaking and writing;
3. describe cause and effect using *if...did not... then ...would...; or if .. is missing then... will...* in speaking and writing;
4. justify opinions using *I am (the most important) ... because ...* in speaking and writing;

S.2 Religious Studies
Qualities of Good Friends
Worksheet 1

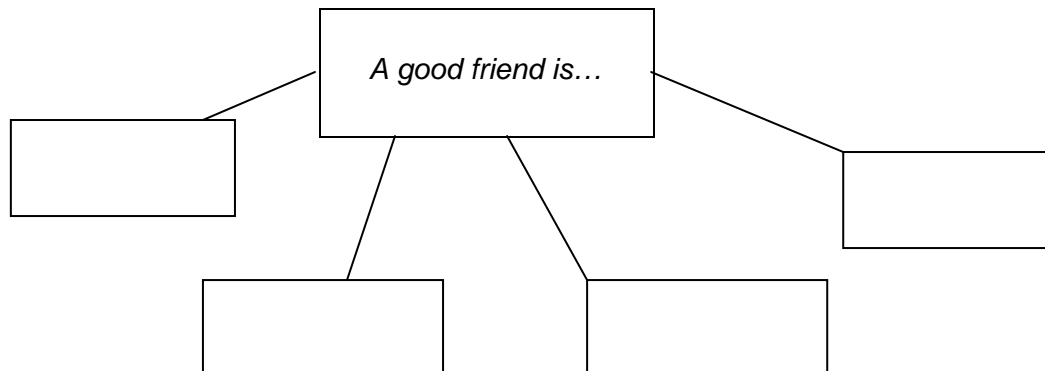
Name: _____ No. _____ Class: _____ Date: _____



Qualities of Good Friends


Instruction:

1. Get into small groups and draw a mind map about which qualities make someone a 'good friend'. Have a look at some of the words in the box below to give you some ideas.
2. Make your own thumb-mark in ink on the space provided and put down your name beneath it. If you can add a photograph also that would be interesting.
3. Then try to invite your good friend to make the thumb-mark in ink. If you like, arrange them into a meaningful picture.
4. Put down her name and describe her qualities or characteristics in the space provided. Use some of the words you discussed for your mind map or from the box. Add your own words also if you like.



My name is _____

I am _____



1. _____ is one of my good friends.

She is _____.

2. _____ is also one of my good friends.

She is_

polite, friendly, kind, interesting, hard-working, cheerful

good at sharing things,

good at giving advice,

good at being sympathetic,

patient, loyal, funny, generous,

Can you think of more 'positive' words that make a good friend?

S.2 Religious Studies
The Parable of the Three Servants
Worksheet 2

Name: _____ No. _____ Class: _____ Date: _____



The Parable of the Three Servants (Matthew 25:14-30)

1. Check that you understand these words and can pronounce them.

1. trip (noun) = journey
e.g. They take a coach trip round the island.
2. property (noun) = belongings
e.g. Her property passes to her husband.
3. invested (verb) = use the money to earn some **more profit**
e.g. They would like to invest money in new ideas.
4. settled (verb) = paid the money
e.g. He settled his bill before he left the restaurant.
5. handed over (verb + preposition) = gave something to others so that they own it
e.g. Mary handed over a large sum of money to the hospital for the operation fee.
6. reap (verb) = cut it down and gather
e.g. To reap the crop and sell for money.
7. scattered (verb) = **spread** over
e.g. The old people could not travel to visit their scattered families and friends.
8. deposited (verb) = put the money into a bank to **earn** some more money
e.g. He deposited all his cash into his bank account.
9. gnash (verb) = rubbed the teeth together forcefully
e.g. I lay gnashing my teeth in despair.

"At that time the Kingdom of heaven will be like this. Once there was a man who was about to leave home on a trip¹; he called his servants and put them in charge of his property. He gave to each one according to his ability: to one he gave five thousand gold coins, to another he gave two thousand, and to another he gave one thousand. Then he left on his trip. The servant who had received five thousand coins went at once and **invested** his money and earned another five thousand. In the same way the servant who had received two thousand coins earned another two thousand. But the servant who had received one thousand coins went off, dug a hole in the ground, and hid his master's money.

"After a long time the master of those servants came back and settled accounts with them. The servant who had received five thousand coins came in and handed over the other five thousand. "You gave me five thousand coins, sir," he said. "Look! Here are another five thousand that I have earned." "Well done, you good and faithful servant!" said his master. "You have been faithful in managing small

amount, so I will put you in charge of large amounts. Come on in and share my happiness!"

Then the servant who had been given two thousand coins came in and said, "You gave me two thousand coins, sir. Look! Here are another two thousand that I have earned." "Well done, you good and faithful servant!" said his master. "You have been faithful in managing small amounts, so I will put you in charge of large amounts. Come on in and share my happiness!"

Then the servant who had received one thousand coins came in and said, "Sir, I know you are a hard man; you reap⁶ **harvest** where you did not plant, and you gather crops where you did not scatter⁷ seed. I was afraid, so I went off and hid your money in the ground. Look! Here is what belongs to you." "You bad and lazy servant!" his master said. "You knew, did you, that I reap harvests where I did not plant, and gather crops where I did not scatter seed? Well, then, you should have deposited⁸ my money in the bank, and I would have received it all back with interest when I returned. Now, take the money away from him and give it to the one who has ten thousand coins.

For to every person who has something, even more will be given, and he will have more than enough; but the person who has nothing, even the little that he has will be taken away from him. As for this useless servant - throw him outside in the darkness; there he will cry and gnash⁹ his teeth."

The Parable of the Three Servants (Matthew 25:14-30)



2. Answer the following questions in brief sentences.

1. Which servant received more money?

2. Which servant received the least money?

3. What do you think "**the money**" stands for?

4. Why did the first servant receive more money?

5. "For to every person who has something, even more will be given, and he will have more than enough; but the person who has nothing, even the little that he has will be taken away from him" (Matt. 14:29-30)

(a) Do you think it is fair?

(b) How can one try to have something more?

(c) How can you yourself gain something more? List one daily example that you can really do.

S.2 Religious Studies
When one sits, the others suffer
Worksheet 3

Name: _____ No. _____ Class: _____ Date: _____



1. When one sits, the others suffer

Look at the case-study below. Read through the passage and the questions. Talk about your answers with your neighbour and then fill in the blanks.

John can play the piano very well. Last Sunday, he did not want to bother **to** play the piano at church each Sunday anymore. The priest asked him the reasons. He said that anyone could take his place and he would like to stay longer in bed on Sundays.

However, the priest thinks that John is the most suitable person to play the piano as everyone in the church has got used to his playing. The parishioners* are actively involved in singing during the mass because the co-operation among the choir, the conductor** and the pianist is perfect.

Although the priest had asked John to change his mind many times, John still stayed at home this Sunday.



* parishioners (noun) = persons attending the mass in the church
e.g. Some of the parishioners join **to**gether to form Bible-studying Group.

** conductor (noun) == person who guide the choir
e.g. The conductor received a large bunch of flowers at the end of the concert.

1. Who can play the piano very well?

2. Why did John not play the piano at Church again?

3. Who will suffer if John does not play the piano at Church every Sunday?

If John does not play the piano at Church every Sunday,

_____ *will suffer.*

_____ *will suffer.*

_____ *will suffer.*

S.2 Religious Studies
Qualities useful to the Group
Worksheet 4

Name: _____ No. _____ Class: _____ Date: _____



Qualities useful to the Group (Romans 12:4-21)

1. Read through some new words in the Explanation. Check that you know how to pronounce them.

Explanation

1. in accordance with = in keeping, in line with, appropriate to.
e.g. in accordance with our school rules we must wear school uniform
1. in union with (conjunction) = together with
e.g. The workers are in union with each other to increase safety.
2. gift (noun) = ability
e.g. She sings very well as she has the gift of a good voice.
3. generously (adverb) = giving freely
e.g. Tom generously gives ten thousand dollars to the poor.
4. eager (adjective) = willingly, showing strong desire e.g.
Mary is eager to offer her help to blind people.
5. devotion (noun) = strong love
e.g. Mothers show their devotion to their children by keeping them safe and well.
6. persecute (verb) = treat cruelly
e.g. Robber may persecute people in order to get money from them
7. curse (verb) = use violent language against
e.g. Mary was very angry so she cursed the robber for stealing from her.
8. humble (adjective) = showing a modest opinion of oneself
e.g. Even though he is so clever he is also humble and so is easily accepted by others.
9. revenge (noun) = hitting back at people when they have done something bad to you
e.g. The film shows how a man took revenge on someone because his father was killed.
10. conquer (verb) = defeat or overcome
e.g. In a war one Army conquers the other.

Qualities useful to the Group (Romans 12:4-21)

2. Now read the passage below. Underlining the new words as you come across them. Think about their meaning in the sentences here.


We have many parts in the one body, and all these parts have different functions. In the same way, though we are many, we are one body in union with¹ Christ, and we are all joined to each other as different parts of one body. So we should use our different gifts in accordance with the grace that God has given us. If our gift is to speak God's message, we should do it according to the faith that we have; if it is to serve, we should serve; if it is to encourage others, we should do so. Whoever shares with others should do it generously; whoever has authority should work hard; whoever shows kindness to others should do it cheerfully.



Love must be completely sincere. Hate what is evil, hold on to what is good. Love one another warmly as Christian brothers, and be eager to show respect for one another. Work hard and do not be lazy. Serve the Lord with a heart full of devotion. Let your hope keep you joyful, be patient in your troubles, and pray at all times. Share your belongings with your needy fellow Christians, and open your homes to strangers.

Ask God to bless those who persecute you - yes, ask him to bless, not to curse. Be happy with those who are happy, weep with those who weep. Have the same concern for everyone. Do not be proud, but accept humble⁸ duties. Do not think of yourselves as wise.

If someone has done you wrong, do not repay him with a wrong. Try to do what everyone considers to be good. Do everything possible on your part to live in peace with everybody. Never take revenge⁹, my friends, but instead let God's anger do it. For the scripture says, "I will take revenge, I will pay back, says the Lord." Instead, as the scripture says: "If your enemy is hungry, feed him; if he is thirsty, give him a drink; for by doing this you will make him burn with shame." Do not let evil defeat you; instead, conquer evil with good.



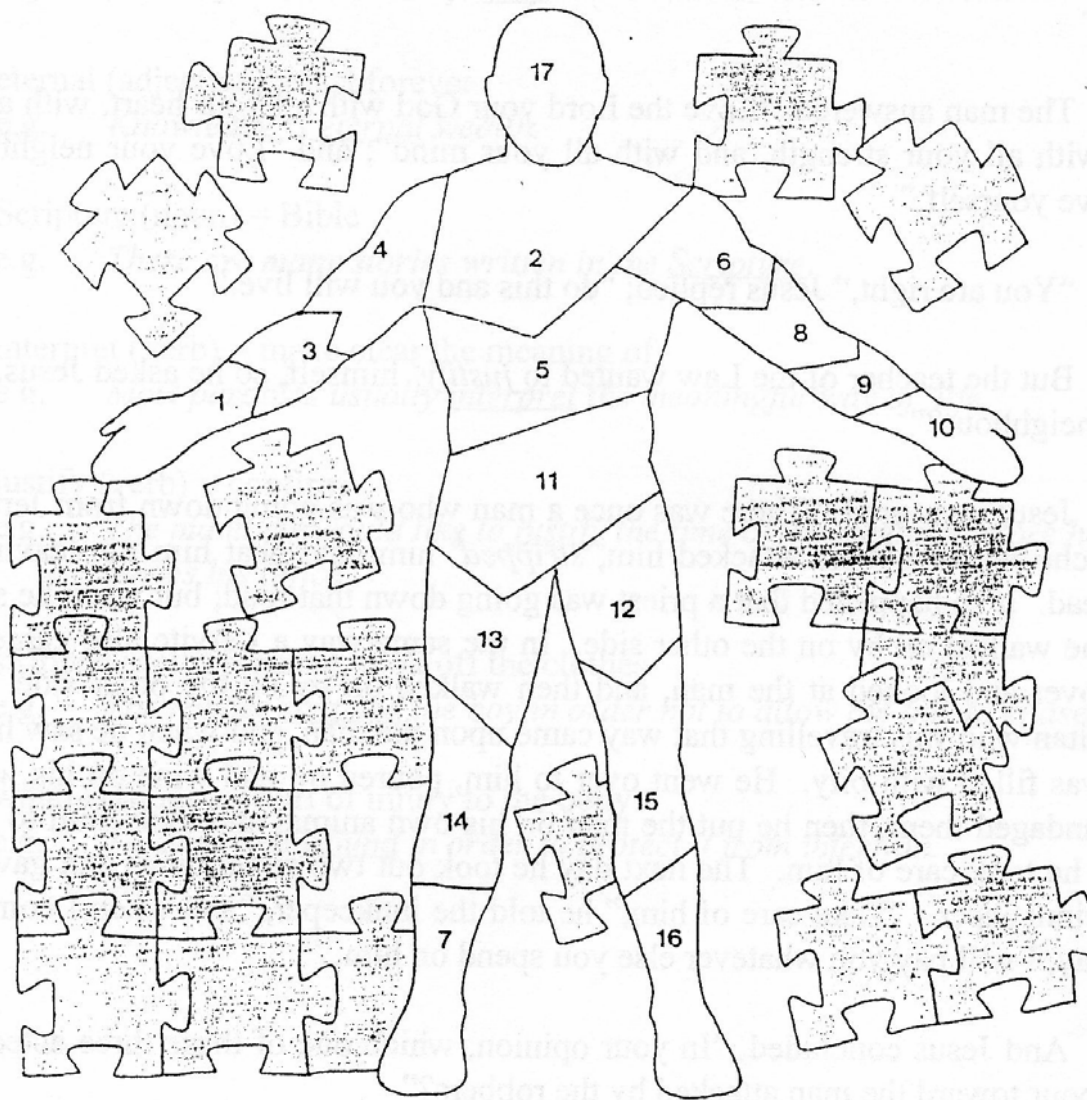
2. Below you can see some words from the passage. Read through them and decide which are positive, good words and negative, bad words. Copy them onto the chart under 2 headings: positive words and negative words.

grace, hate, generous, kindness, cheerful, evil, love, lazy, eager, joyful, patient, wrong, anger, revenge,

Positive words	Negative words

Now read Romans 12.4.21 again, look at the diagram of a body which follows and think about these questions.

1. In the text it describes a body with 16 parts and a head (labeled 17). There are 16 Christian Qualities mentioned. Label each part with one of these qualities
2. Where will you place "Jesus Christ"?



3. If you belong to a group, list three qualities you have that would be useful to the group

S.2 Religious Studies
The Samaritan
Worksheet 5

Name: _____ No. _____ Class: _____ Date: _____



Writing

The Samaritan (Luke 10:25-37)

A teacher of the Law came up and tried to trap Jesus. "Teacher," he asked, "what must I do to receive eternal life?"

Jesus answered him, "What do the Scriptures say? How do you interpret them?"

The man answered, "Love the Lord your God with all your heart, with all your soul, with all your strength, and with all your mind"; and "Love your neighbour as you love yourself."

"You are right," Jesus replied; "do this and you will live."

But the teacher of the Law wanted to justify⁵ himself, so he asked Jesus, "Who is my neighbour?"

Jesus answered, "There was once a man who was going down from Jerusalem to Jericho when robbers attacked him, stripped him, and beat him up, leaving him half dead. It so happened that a priest was going down that road; but when he saw the man, he walked on by on the other side. In the same way a Levite also came there, went over and looked at the man, and then walked on by on the other side. But a Samaritan who was travelling that way came upon the man, and when he saw him, his heart was filled with pity. He went over to him, poured oil and wine on his wounds¹ and bandaged them; then he put the man on his own animal and took him to an inn, where he took care of him. The next day he took out two silver coins and gave them to the innkeeper. "Take care of him," he told the innkeeper, "and when I come back this way, I will pay you whatever else you spend on him."

And Jesus concluded, "In your opinion, which one of these three acted like a neighbour toward the man attacked by the robbers?"

The teacher of the Law answered, "The one who was kind to him."

Jesus replied, "You go, then, and do the same."

The Samaritan (Luke 10:25-37)

Explanation

1. trap (verb) = plan for making a person say something that he does not wish to say
e.g. The lazy students always trap the teacher to tell the answers.
2. eternal (adjective) = last forever
e.g. Knowledge is eternal wealth
3. Scripture (noun) = Bible
e.g. There are many stories written in the Scripture.
4. interpret (verb) = make clear the meaning of
e.g. Most parables usually interpret the meaningful way of life.
5. justify (verb) = give or get a reason or explanation for something
e.g. The student wanted to justify his opinions about why he had an argument with his friend.
6. stripped (verb) = naked, took off the clothes
e.g. The robber stripped the boy after he stole his money.
7. wounds (noun) = hurt of injury to the body
e.g. We all need to cover a wound in order to protect it from infection.

The Samaritan (Luke 10:25-37)



1. Read the Gospel (Luke 10:25-37).
2. Read the following questions and discuss your answers with your neighbours.

a) What happened to the man who was going down from Jerusalem to Jericho?

b) What did the priest do when he saw the man?

c) What did the **Levite** do when he saw the man?

d) What did the **Samaritan** do when he saw the man?

e) Which one is the neighbour of the man?

f). What does the word *neighbour* stand for in this parable?

g) Can you be the neighbour of others?

3. Now write down your answers.

S.2 Religious Studies
Sharing in Friendship
Worksheet 4

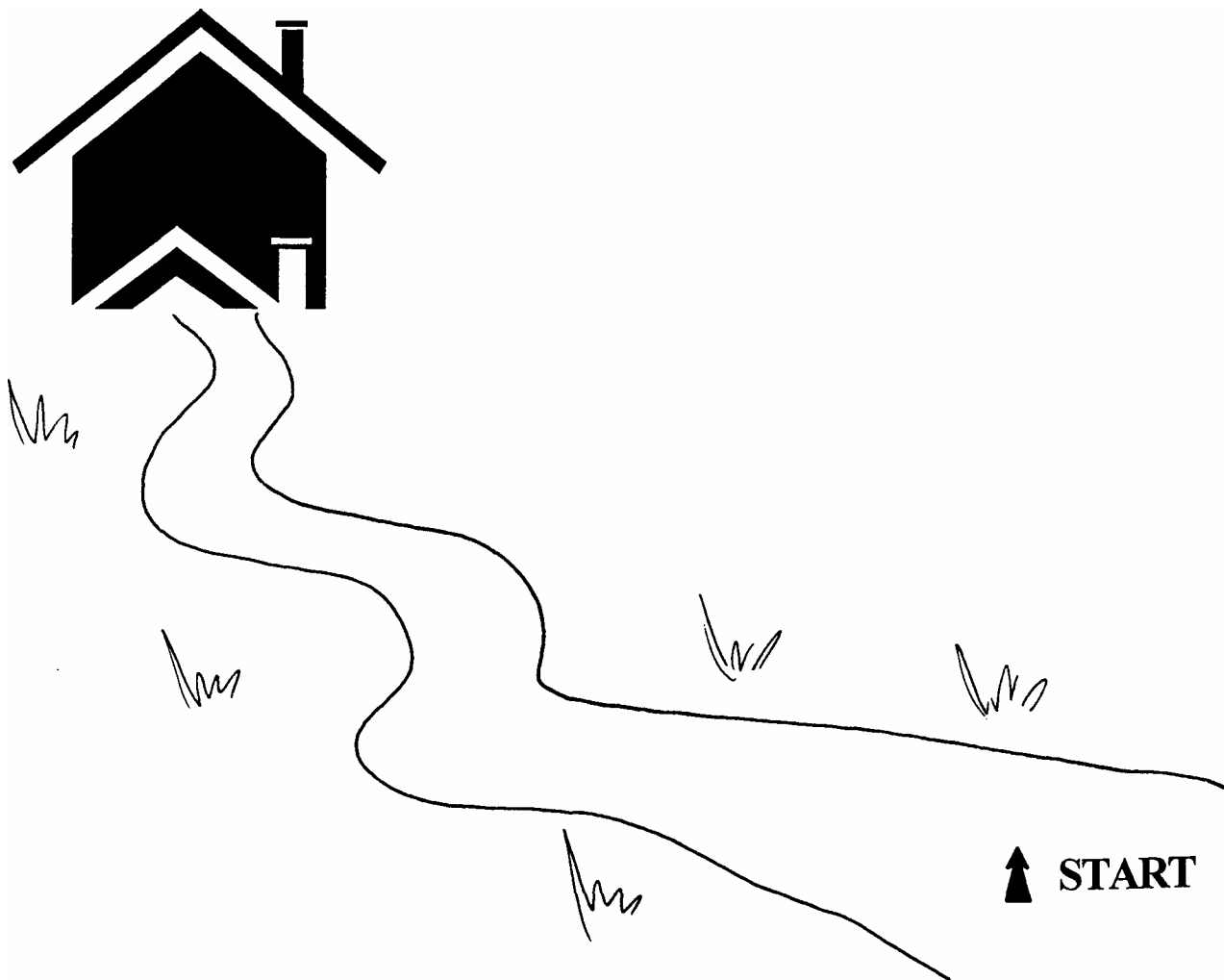
Name: _____ No. _____ Class: _____ Date: _____



Look at the diagram below.

- TASK 1:** Try to move your finger along the track from the starting point to the target (the house) with your eyes closed and with no directions from your friend. Try to reach the target without going off from the track.
- TASK 2:** Now do the same thing but this time your friend will give you simple directions. Compare the first and second times. How easy was it to do this on your own? With directions?

TARGET



KEY:



You go along by yourself with your eyes closed

You go along by referring to the guidance of your friend

Sharing in Friendship - Necessity of Friends

Instructions

You may give the following instructions to your friend in order to help him or her reach the target.

- Go forward / Go backward
- Stop/ Keep going
- Turn left/ Turn right
- Move a little more to the left
- Move a little more to the right
- Go up a little higher / a little lower
- You have reached your TARGET.