

Subject: Geography

Topic: Climate

Level: S.1

Learning objective:

1. Content

Paired students will use the model below and information in the following climate graph to complete this oral activity

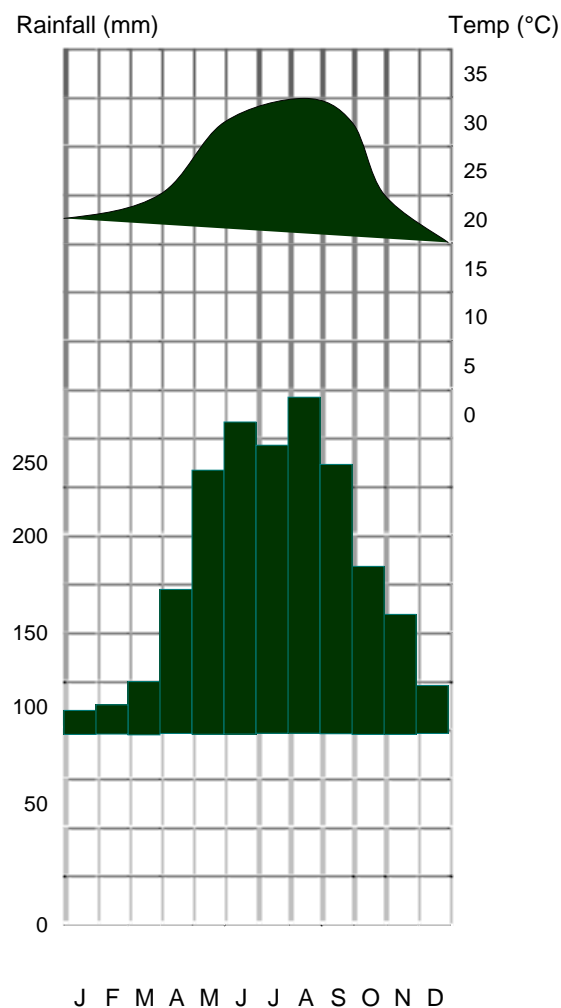
**S.1 Geography
Climate
Worksheet 1**

Name: _____ Class: _____ No.: _____ Date: _____



Activity 1

Students read together a climatic graph showing rainfall throughout the year in Hong Kong. They have already heard a model of the conversation they are now having. The model concerned 'temperature'. This conversation is about 'rainfall', so it is new information. The conversation also requires some calculation of 'seasonal' rainfall.

Climatic Graph of Hong Kong



(continued)

Pair up with your classmate to read the above graph. One of you will be , and the other will be .



:

Which month has the highest amount of rainfall?



:

_____ has the highest.



:

Which season is the wettest?



:

_____ is the wettest season.

Take turns to ask questions



:

Which month has the lowest amount of rainfall?



:

_____ has the lowest.



:

Which season is the driest?



:

_____ is the driest season.