



Introduction to the EEPT

Welcome to this presentation about the EdUHK English Proficiency Test. We'll explore what it is, why it matters, and how to approach it.

Centre for Language in Education (CLE)

EEPT's Quick Overview

What is EEPT?



EdUHK English Proficiency Test (EEPT)

Four papers:



Listening

Audio comprehension assessment



Reading

Text comprehension evaluation



Writing


Written expression test



Speaking

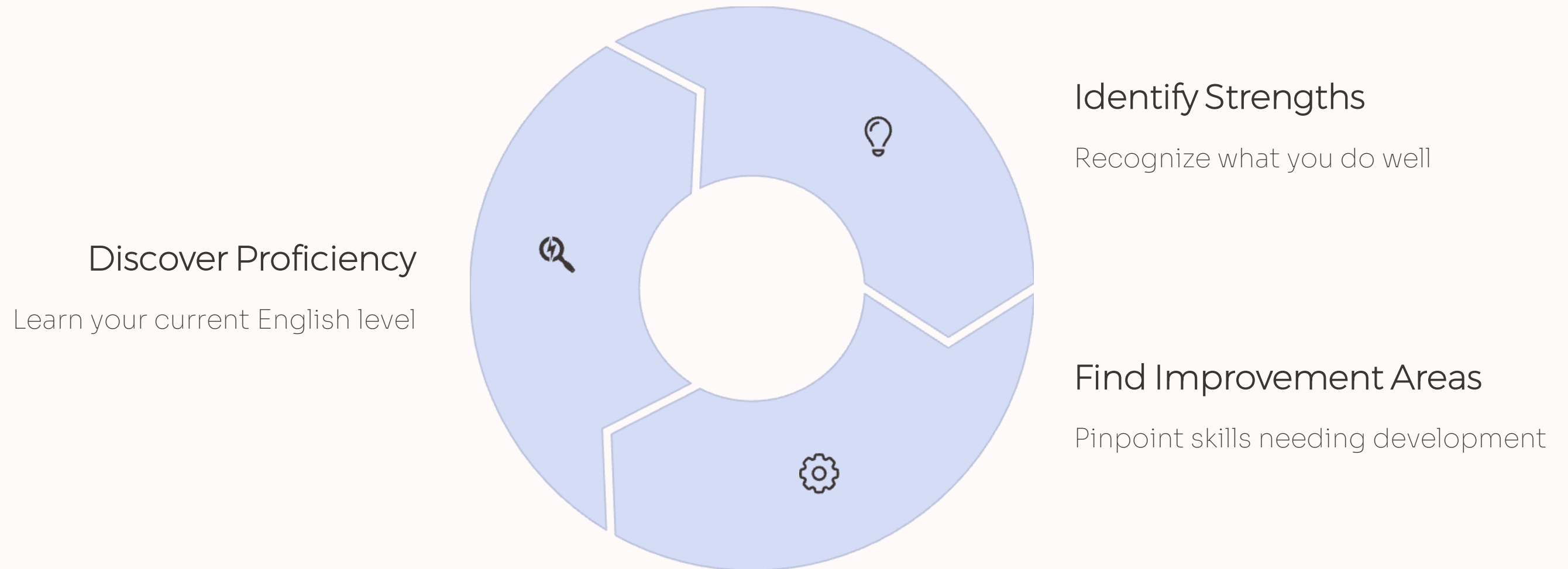
Verbal communication assessment

The whole test takes about 1 hour and 40 minutes.




Why Do You Have to Take the EEPT?

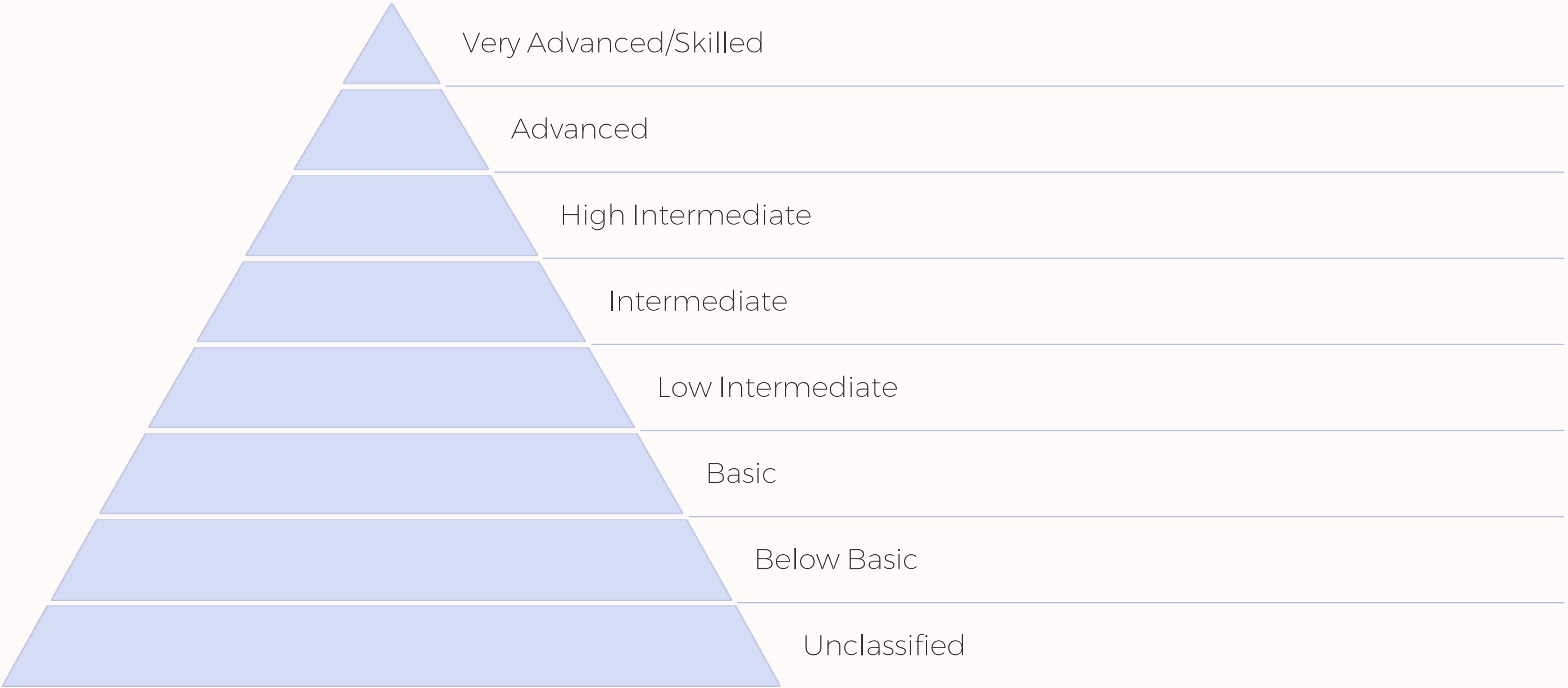
To find out your English proficiency levels and where you can have improvements.



EEPT Levels




EEPT Levels



How to Take EEPT



Test Formats



The Listening Test

30

Minutes

Total test duration

2


Quizzes

Separate listening sections

15

Minutes

Time per quiz



The Listening test is designed to assess a wide range of listening skills, including how well you



Main Ideas

Understand main ideas and specific factual information



Speaker Analysis

Recognise the opinions, attitudes and purpose of a speaker



Argument Tracking

Follow the development of an argument



Listening Test Format

Format of Listening Test

There are 2 listening quizzes. In each quiz, you will listen to a recording of 5-8 minutes and then write your answers to a series of questions.

Timing

The Listening part takes approximately 12-13 minutes per quiz, and you are allowed 1 minute for checking the questions before the test and another 2 minutes for writing and checking the answers.

Number of Questions

About 10 per quiz

Task Type

Multiple choice questions

Marks


Each correct answer receives one mark.

The Reading Test

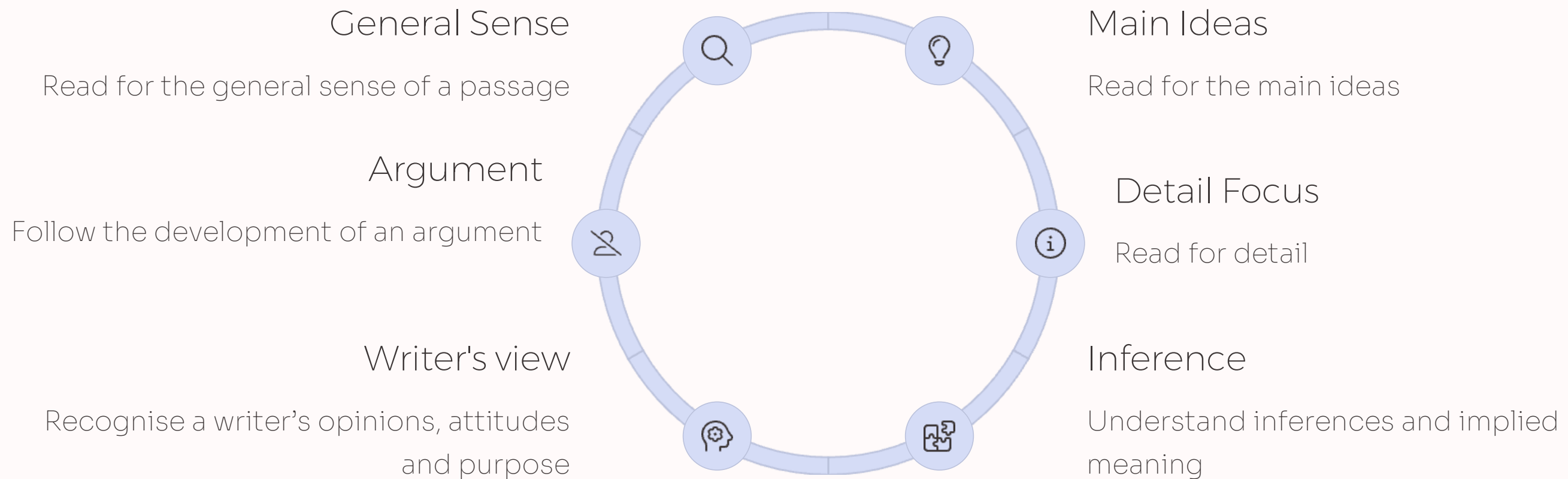


20 Minutes

Including checking time



The Reading test is designed to assess a wide range of reading skills, including how well you



Reading Test Format

Format of Reading Test	A long text which ranges from the descriptive and factual to the discursive and analytical. It has been selected for a non-specialist audience but is appropriate for people entering university courses.
Timing	20 minutes including the checking time
Number of Questions	About 12-13 questions
Task Types	Blank-filling questions, multiple-choice questions and matching questions
Marks	Each correct answer receives one mark.

The Writing Test



40 Minutes

Total test duration



The Writing test is designed to assess a wide range of writing skills, including how well you

Organise ideas

Use a range of vocabulary and grammar accurately

Writing Test Format

Format of Writing Test	Write in a formal style in the Writing test. You will be asked to write an essay in response to a point of view, argument or problem.
Timing	40 minutes
Number of Questions	1 question
Task Type	You will be asked to write an essay of at least 250 words.
Marks	Results are reported in levels

The Speaking Test

The Speaking test is designed to assess how well you can:

- Communicate opinions and information on everyday topics and common experiences; to do this you will need to answer a range of questions
- Speak at length on a given topic using appropriate language
- Organise your ideas coherently
- Express and justify your opinions



Format of the Speaking Test

Format of Speaking Test	The speaking test is a face-to-face interview conducted by an examiner. You will be asked questions related to a topic of general interest.
Timing	8 -10 minutes
Number of Questions	2 parts
Task Type	<p>Part 1: The examiner will ask you general questions on familiar topics, e.g. home, family, work, studies and interests. This section should help you relax and talk naturally.</p> <p>Part 2: The examiner will give you a task card which asks you to talk about a particular topic, including points to include in your talk. You will be given one minute to prepare and make notes. You will then be asked to talk for 1-2 minutes on the topic. The examiner will then ask you one or two questions on the same topic.</p>
Marks	Results are reported in levels

Tips for doing the EEPT

Listening Tips: Before the Exam

1

Be an active listener

Don't just focus on the content, take notes, summarize the points and predict conclusion to enhance understanding.

2

Practise and develop your listening skills

Listen to English media regularly to improve comprehension.

3

Develop your English vocabulary

Learn new words related to common test topics. Make a note of any words you struggle with so you can practice them.

Listening Tips: During the Exam

4

Read instructions and questions before the listening starts

5

Underline key words

6

Make notes during the listening and don't try to understand every word

7

If you don't know the answer, guess!

Think about the context and guess the answers.

Reading Tips



Reading Tips: Before the Exam

Practice reading techniques

Skimming and Scanning

Skimming is performed to obtain a general overview of an article.

Read the title

Scanning is performed to locate specific information.

Practise reading every day

Read English newspapers, magazines, and academic texts.

Build reading speed and comprehension gradually.

Reading Tips: During the Exam

Carefully read questions and instructions

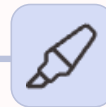


Read headings and titles and start thinking!

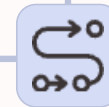
Read quickly to get a general understanding of the content



You may want to underline key words



If you don't know the answer, guess!



Writing Tips



Writing Tips: Before the Exam



Familiarise yourself with the format of the writing test in advance



Find examples of the writing tasks for the relevant exam.



Prepare by practising writing

During the Exam



Pay attention to the time



Think and plan!



Think about your target audience to decide the style of writing



Use a variety of English grammar



Use a variety of English vocabulary



Provide a logical sequence that links ideas and information together



Final checking

Speaking Tips



Before the speaking exam

Tip 1

Learn about the different parts of the speaking test beforehand.

Tip 2

Find examples of the questions and topics used in each stage.

Tip 3

Prepare by practising speaking

Tip 4

Try to stay calm

During the Speaking Exam



Tip 5

Be natural with the examiner – they are human too!



Tip 7

Use a variety of English grammar



Tip 9

Link thoughts logically. Balance accuracy with fluency.



Tip 6

Speak clearly with good pronunciation



Tip 8

Use a variety of English vocabulary



Tip 10

Accuracy and fluency

EEPT Workshops at ASLLC

Workshop Schedule

Date	Time	Online EEPT Preparation Workshop
May 8 (Thu)	2:30-3:30pm	Writing
May 8 (Thu)	3:45-4:45pm	Writing
May 13 (Tue)	2:30-3:30pm	Listening
May 13 (Tue)	3:30-4:30pm	Reading
May 16 (Fri)	11am-12nn	Speaking
May 16 (Fri)	1-2pm	Speaking

To register for the workshops , please go to ASLLC activity booking system

Visit the ASLLC Booking System

Go to <https://asllcnewsys.eduhk.hk/>

Or use the QR code



Thank you and good luck with your EEPT!