

Chapter 6

Task 1: Grammatical Range & Accuracy

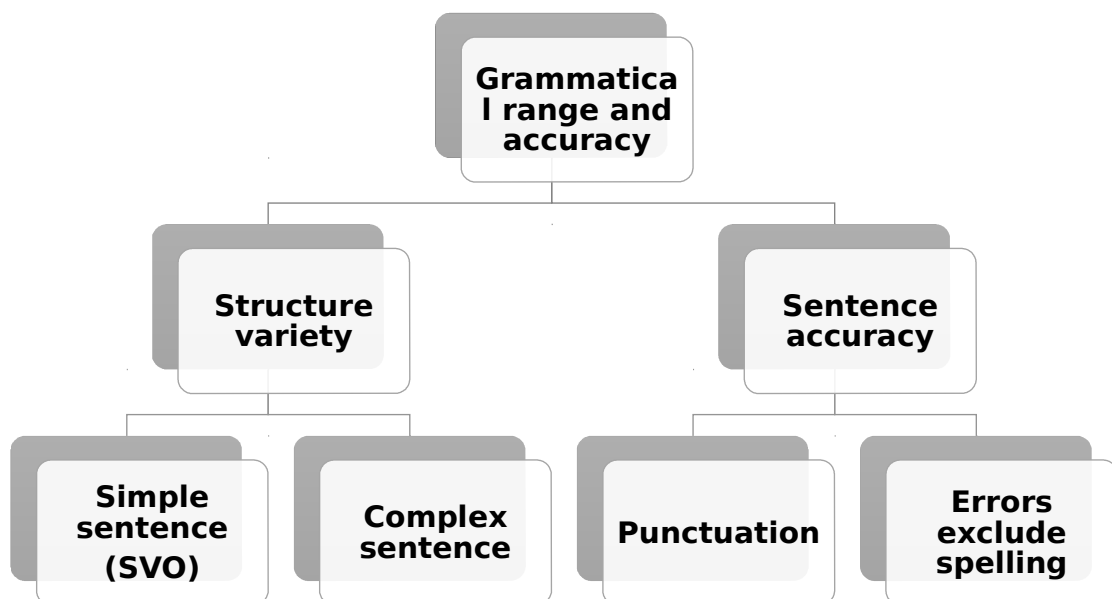
In this unit, you will:

- develop a better understanding of the various requirements related to the domain “Grammatical Range & Accuracy”,
- read and discuss writing exemplars using the assessment standards of “Grammatical Range & Accuracy”,
- evaluate and improve writing exemplars following the assessment standards of “Grammatical Range & Accuracy”.

NOTE: *Exemplars included in this chapter are written by university students and teachers. These exemplars are sometimes edited for the purpose of illustrating certain aspects of the IELTS writing assessment standards. Nevertheless, these exemplars are not edited to be error-free.*

Activity 1 Understanding the assessment standards of “Grammatical Range & Accuracy”

- Read the concept map which summarizes the assessment standards of “Grammatical Range & Accuracy”.
- Discuss with your partner the meanings of these keywords. Note down any differences in your understanding.



In the grammar domain of IELTS writing descriptors, the major focus is on sentences. Candidates are required to write with a variety of accurate sentence structures. As shown from the concept map, this domain is divided into two aspects: (1) structure variety and (2) sentence accuracy.

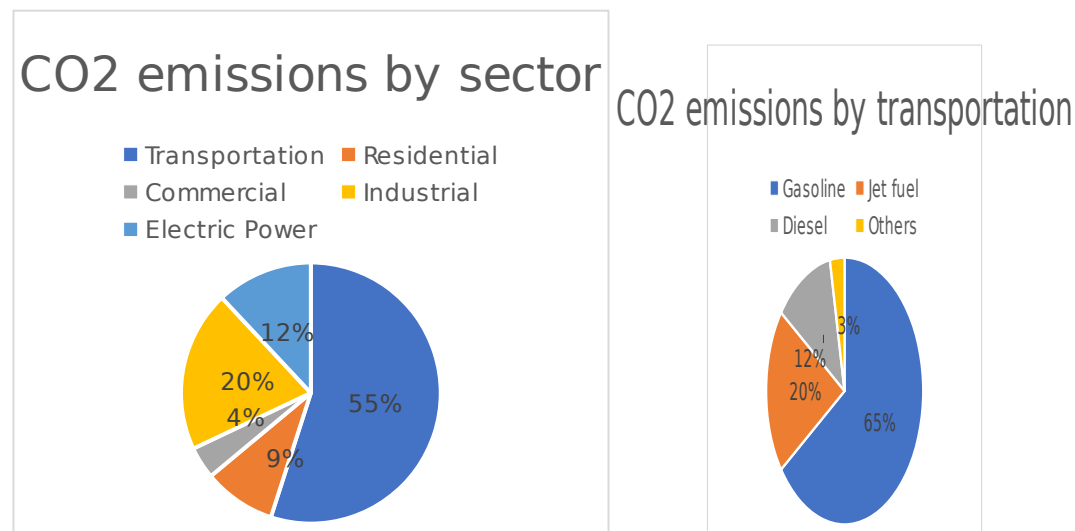
In the following, definitions and examples of structure variety will be given. The example sentences are taken from student exemplars on the following writing topic:

T1-19

You should spend about 20 minutes on this task.

The pie charts below display information about the CO₂ emissions in London. The first pie chart shows the CO₂ emissions by different sectors. The second pie chart presents the consumption of different transportation fuels.

Summarise the information by selecting and reporting the main features, and make comparisons where relevant.



Write at least 150 words.

Structure variety

According to the official IELTS writing descriptors, candidates are expected to “use a mix of simple and complex sentence forms” at Band 6. For higher achievers, in addition to writing both simple and complex sentence patterns, candidates should be able to demonstrate their ability to “use a variety of complex structures” (Band 7).

a. *Simple sentences (SVO)*

A simple sentence contains one “independent clause”. An “independent clause” has a subject (S) (a noun or noun phrase which the rest of the clause is predicated), a verb (V) (a word to describe an action or state), and sometimes an object (O) (a noun or noun phrase influenced by an active transitive verb); alternatively, an ‘independent clause’ can contain a subject (S) and a predicate (P) (a part of a clause which contains a verb and gives information about the subject). They are called “independent” because these two can stand alone in terms of meaning and syntax.

e.g. *The pie charts illustrate the breakdown of CO2 emissions in London.*



e.g. *Gasoline was 65 per cent in the pie chart.*



An associated concept of simple sentences is “compound sentences”. A compound sentence comprises at least two independent clauses (simple sentences) and no dependent clauses (which means clauses which are incomplete in terms of meaning and syntax, and thus, cannot stand alone). These two independent clauses are joined together by a “coordinating conjunction” such as “and”, “or”, “but”.

e.g. *The pie charts show the CO2 emissions by sectors **and** by transportations.*

e.g. *Residential use only consumed 9% of CO2 emissions **but** it used 20% of jet fuel.*

Note that from the two examples above, the compound sentences could be separated into two independent clauses. However, for the sake of avoiding repetitions and enhancing cohesion, writers usually choose to combine the two clauses by a coordinating conjunction.

Compound sentence	Independent clause
<i>The pie charts show the CO2 emissions by sectors and by transportations.</i>	<i>The pie charts show the CO2 emissions by sectors.</i>
	<i>The pie charts show the CO2 emissions by transportations.</i>

Compound sentence	Independent clause
<i>Residential use only consumed 9% of CO2 emissions but it used 20% of jet fuel.</i>	<i>Residential use only consumed 9% of CO2 emissions.</i>
	<i>But, it used 20% of jet fuel.</i>

b. *Complex sentences*

A complex sentence includes an independent clause and at least one dependent clause. A “dependent clause” (also known as “subordinate clause”) refers to a clause which cannot stand alone regarding its meaning and syntax.

There are three major types of dependent clause:

- Adjective clauses (clauses which function as adjectives by using **relative pronouns** (e.g. which, when, who, where, that), also known as relative clause)

Independent clause	Dependent clause
<i>Electric power consumed 12% of total CO2 emission</i>	<i>which was larger than that for residential use.</i>

- Adverbial clauses (clauses which function as adverbs by using **subordinating conjunctions** e.g. because, although, so)

Independent clause	Dependent clause
<i>Gasoline was the main contributor of CO2 emission</i>	<i>because of heavy transportation.</i>

- Participle clauses (a type of adverbial clause which can be used when the participle and the verb of the main clause share the same subject)

Dependent clause	Independent clause
<i>Contributing the most to CO2 emission,</i>	<i>gasoline was regarded as the major cause of air pollution and global warming.</i>

Sentence accuracy

The second aspect of “Grammatical Range & Accuracy” is related to sentence accuracy, which is further broken down into two sub-categories: (1) punctuation errors and (2) other error types. The example sentences used in the following parts to illustrate the various components of sentence accuracy are taken from student exemplars of this writing question:

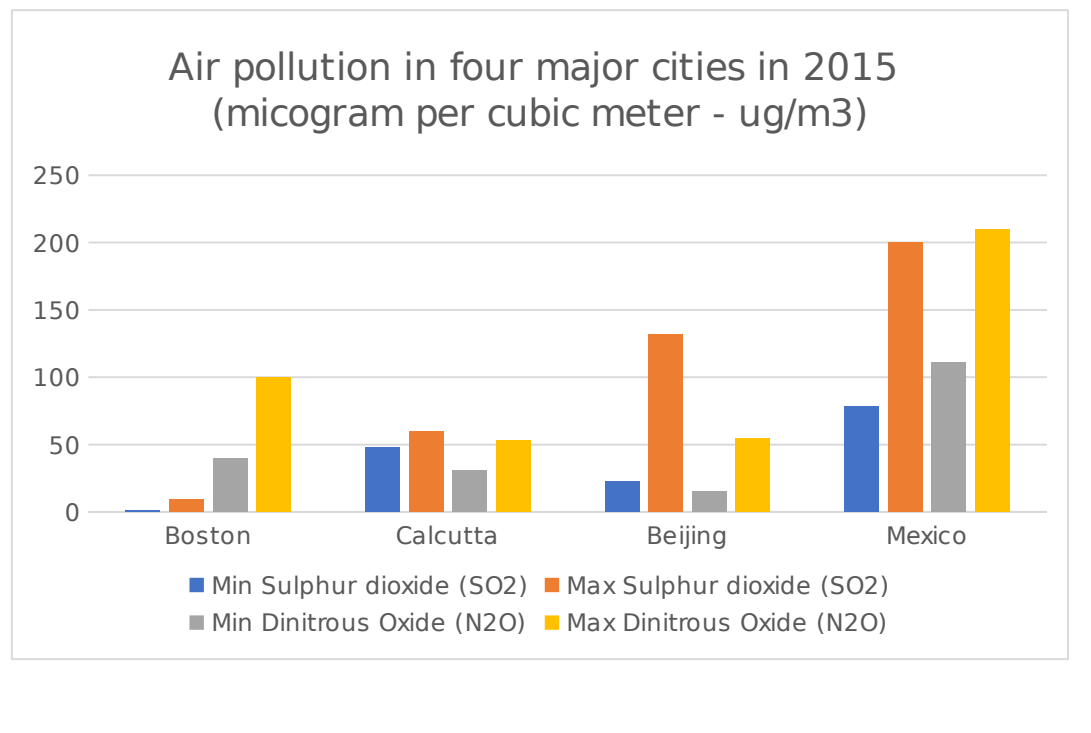
T1-20

You should spend about 20 minutes on this task.

The chart below shows information about the average daily minimum and maximum emissions of two pollutants in four cities of different nations in 2015.

Summarise the information by selecting and reporting the main features, and make comparisons where relevant.

Write at least 150 words.



a) Punctuation errors

- Comma splice: The misuse of a comma instead of a coordinating conjunction to form a compound sentence.

e.g. According to the diagram, the highest emission in Boston of dinitrous oxide was 100 ug/m³, and for the other kind of pollutant, sulphur dioxide, did not exceed 50 ug/m³. (incorrect)

e.g. According to the diagram, the highest emission in Boston of dinitrous oxide was 100 ug/m³. As for the other kind of pollutant, sulphur dioxide, it did not exceed 50 ug/m³. (correct)

- Run-on sentence: A compound sentence which has not been correctly punctuated.

2 *e.g. Overall, Beijing and Mexico emitted more sulphur dioxide than the other cities on the other hand Boston and Mexico emitted more dinitrous dioxide than the other 2 cities. (incorrect)*

2 *e.g. Overall, Beijing and Mexico emitted more sulphur dioxide than the other cities; on the other hand, Boston and Mexico emitted more dinitrous dioxide than the other 2 cities. (correct)*

- Sentence fragments: This error occurs when a sentence is treated as an independent clause when it is not.

e.g. For the emission of sulphur dioxide. Beijing and Mexico showed a considerable difference. (incorrect)

e.g. For the emission of sulphur dioxide, Beijing and Mexico showed a considerable difference. (correct)

b) Other error types

According to the IELTS official writing rubric, it mentions “errors” without clearly defining it. Below is a non-exhaustive list of common sentence-level errors.

- Faulty parallelism: A parallel sentence becomes faulty when one or more than one part of the sentence is not presented to be identical with the rest in terms of grammatical structure.

e.g. The differences in the minimum and maximum Sulphur dioxide were 105 and it was 120 respectively. (incorrect because of unidentical parts)

e.g. The differences in the minimum and maximum Sulphur dioxide were 105 and 120 respectively. (correct because of identical parts)

- Subject-verb disagreement: This happens when the verb of a sentence or clause does not agree with the subject in terms of singularity/plurality.

e.g. The chart **show** the fluctuations in the emissions of two pollutants in 4 cities, namely, Boston, Calcutta, Beijing and Mexico in 2015. (incorrect)

4 e.g. e.g. The chart **shows** the fluctuations in the emissions of two pollutants in cities, namely, Boston, Calcutta, Beijing and Mexico in 2015. (correct)

- Misplaced modifiers: A “modifier” is a word or phrase that modifies another word or phrase. A modifier is misplaced if it is used to modify the wrong word or phrase.

e.g. *Despite discharging fewer pollutants than developing cities, the chart shows that developed cities like Boston still had high emission level.* (incorrect because the participle (“discharging”) and the verb (“shows”) do not share the same subject i.e. while the chart “shows”, the chart does not “discharge”)

e.g. *Despite discharging fewer pollutants than developing cities, developed cities like Boston still had high emission level.* (correct because the participle (“discharging”) and the verb (“had”) share the same subject)

Activity 2 Structure variety

- Read the following question (T1-21) and read Exemplars 6.1 to 6.3.
- Evaluate how well the exemplars are written in terms of using a variety of sentence structures by referring to the definitions and examples of the related terms.

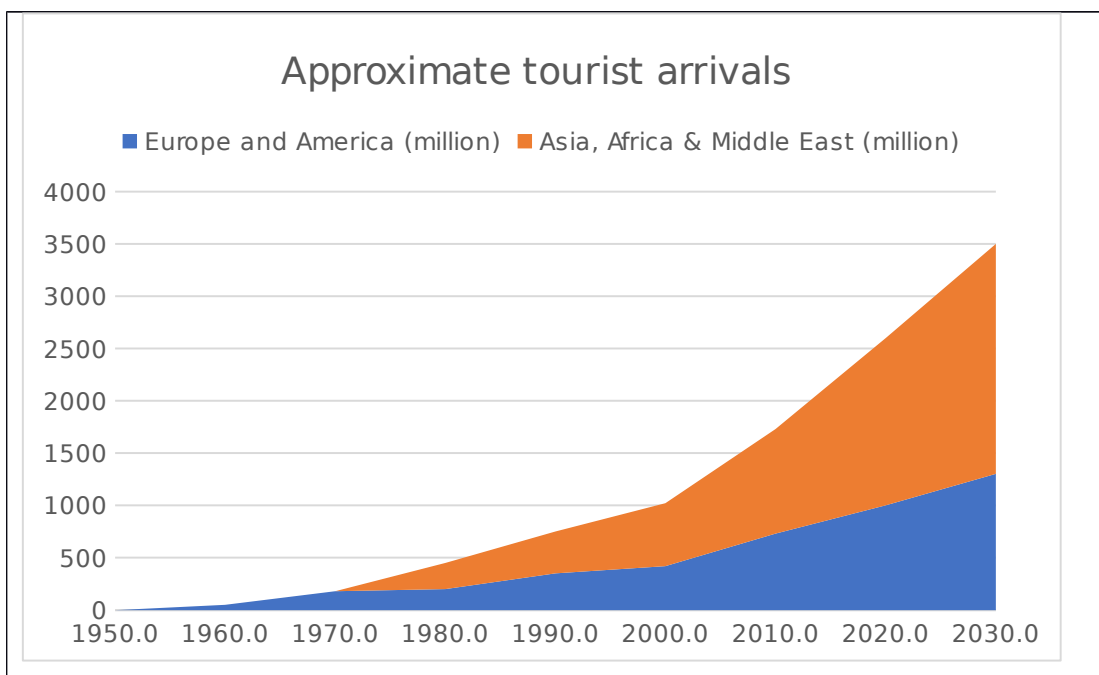
T1-21

You should spend about 20 minutes on this task.

The graph below shows information about the tourist growth in the last 60 years and the estimates in 2020 and 2030.

Summarise the information by selecting and reporting the main features, and make comparisons where relevant.

Write at least 150 words.



Exemplar 6.1

(1) The graph shows an obvious growing tendency of approximate tourist arrivals. Overall, the number of tourists from Europe and America appeared to be less than those from Asia, Africa and Middle East in the whole process.

In detail, the growing speed of the number of approximate tourist arrivals is increasing. The graph can be divided into three parts according to the growing speed. (2) In the first part of the graph, 1950 to 1970, it can be found that the approximate number of tourists was low, with a slight growth throughout these years. The second part of the graph is the period 1970 to 2000. (3) During this era, the number of tourists who visit Asia, Africa and Middle east started to grow swiftly. In 2000, (3) it witnessed a turning point of the escalation. (4) The amount of tourists is predicted to increase dramatically from 2000 to 2030, and reaches 3500 million in 2030.

Categorize the underlined sentences into three types: (1) simple sentences, (2) compound sentences, and (3) complex sentences.

Sentence pattern	Sentence number
Simple sentence	
Compound sentence	
Complex sentence	

Exemplar 6.2

(1) *The graph demonstrates the statistics of the approximate tourists' arrivals in the last sixty years and the estimation of the growth in 2020 and 2030. (2) It includes the arrivals from Europe and America and the arrivals from Asia, Africa and the Middle East.*

(3) *The figure reveals that there was a gradual increase from zero to 500 million of European and American visitors. (4) From 2000 onwards, there was a relatively rapid rise from 2000 to 2010. (5) Regarding this trend, therefore, it is reasonable to estimate that there will be continuous add-ons from 2020 to 2030.*

(6) *Compared with the tourists from Europe and America, there was a relatively huge number of visitors from Asia, Africa and the Middle East. (7) During the period 1970 to 2000, the number of tourists had been experiencing a stable gain from 250 million to 1000 million, which was a fourfold increase. (8) From 2000 until the foreseeable future, the number could surge to 3500 million by 2030.*

(9) *Both arrivals had been increasing from 1950 to 2010 and could be increasing in the twenty years to come.*

Categorize the underlined sentences into three types: (1) simple sentences, (2) compound sentences, and (3) complex sentences.

Sentence pattern	Sentence number
Simple sentence	
Compound sentence	
Complex sentence	

Exemplar 6.3

The graph unfolds the number of approximate tourist arrivals in Asia, Africa and Middle East area, and Europe and America Area separately. It is clear that ascending patterns were shown in numbers of tourist arrivals in both regions.

(1) The tourist industry started blooming in 1950 for both areas. The amount of tourists travelling increased from 0 to approximately 250 million for both areas in 1970. Starting from 1970, the travel industry of Asia, Africa and Middle East countries flourished. (2) It showed a significant increase. It reached 1000 million in 2000.

The trend keeps on increasing rapidly. (3) The number of tourists visit Asia, Africa and Middle East countries reached 2000 million in the following 15 years. It is predicted that, it will reach 3500 million people in 2030. Meanwhile, number of tourists to Europe and America countries will grow steadily by 200% from 500 millions (at year 2000) to 1000 millions (at year 2030).

To sum up, (4) we can say that the tourism industry shows positive progress all around the world. Asia, Africa and Middle East are relatively more popular destinations than Europe and America.

Sentence number	Instruction	Rewritten sentence
1	Combine the two sentences into a compound sentence using the coordinating conjunction 'and'	
2	Combine the two sentences into a complex sentence using the subordinating conjunction "which"	
3	Correct this complex sentence (relative clause)	
4	Combine the two sentences into a complex sentence by using the subordinating conjunction 'although'	

Activity 3 Sentence accuracy

- Read the following question (T1-23) and read Exemplars 6.4 to 6.5.
- Evaluate how well the exemplars are written in terms of using a variety of sentence structures accurately by referring to the definitions and examples of the related terms.

T1-23

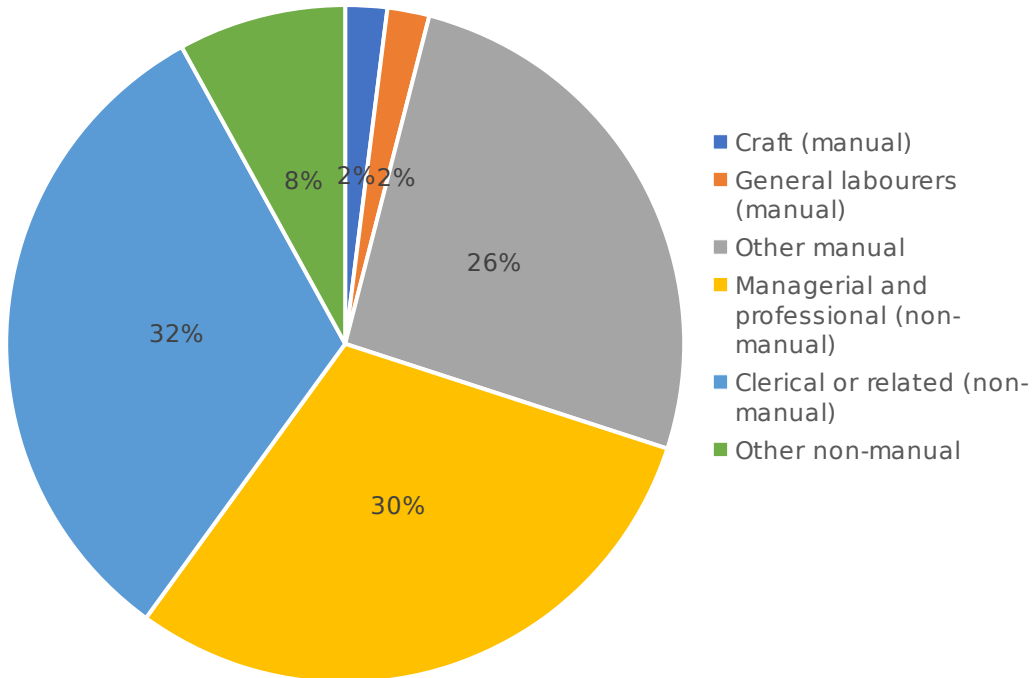
You should spend about 20 minutes on this task.

The pie charts below show information about the employment patterns in Hong Kong in 2015.

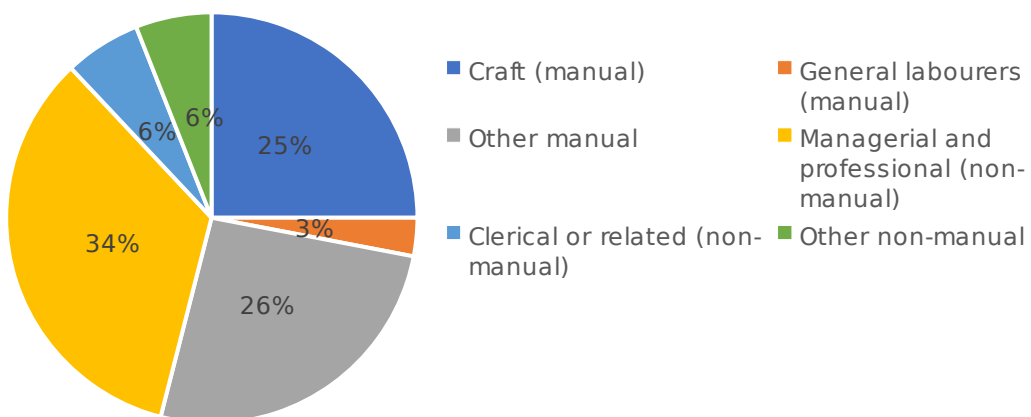
Summarise the information by selecting and reporting the main features, and make comparisons where relevant.

Write at least 150 words.

Employment pattern of females in Hong Kong



Employment pattern of males in Hong Kong



Exemplar 6.4

(1) For the pie chart of females' employment pattern in Hong Kong, it reveal that 32% of ladies took part in craft work, which was in the highest percentage. There were only 2% of ladies who worked in craft and general labourers separately, which was the lowest percentage. (2) On the other hand, for males' employment pattern in Hong Kong, it shows that managerial and professional positions shared the highest percentage, there were nearly one-third of men engaging in it.

(3) Comparing the two pie charts. More women tended to engage in non-manual work (with 70% of women in total), while men tended to engage in manual work (with 46% of men in total). (4) Moreover the charts display that among various types of job, the percentages of males and females taking part in managerial, professional and other manual works were quite high, both with more than 50%. (5) Having 32%, the charts show that more females worked as clerks than males.

(6) Overall, the two pie chats illustrate the patterns of employment in Hong Kong and highlighting the gender differences.

Match sentences (1) to (6) with the six types of errors described at the outset of the chapter. These error types include: comma splice, run-on sentence, sentence fragment, faulty parallelism, subject-verb disagreement, and misplaced modifiers. Rewrite a grammatically correct sentence for each.

Sentence number	Error type	Rewritten sentence
1		
2		
3		
4		
5		
6		

Exemplar 6.5

Females mainly worked in non-manual jobs. (1) As the information shows. There were 70% of the females who worked in non-manual positions, which had a higher percentage than males as the latter only had 45% also over half of the males worked in manual positions, which shows that males in Hong Kong usually work as manual position.

(2) The most popular position or job that females worked in is clerical or related, which had more than 30% of females, it proves that females in Hong Kong tend to work in non-manual positions.

(3) The most popular position or job that males worked in is managerial and profession, which had 30%. It got a higher percentage than females who worked in the same position.

(4) Having 30%, the charts show that managerial and professional positions were popular among males and females. (5) It show people in Hong Kong like a position that can manage or control other people and to show their professions.

Sentence number	Error type	Rewritten sentence
1		
2		
3		
4		
5		

Activity 4 Peer evaluation

Based on your understanding of the assessment standards of “Grammatical Range & Accuracy”, complete the evaluation form for Exemplar 6.6 written by a university student.

In the evaluation, identify problematic aspects of sentence use in relation to (1) **variety** and (2) **accuracy** by responding to the guiding questions.

T1-28

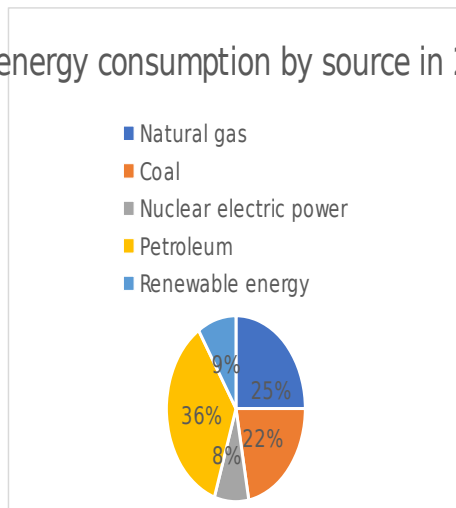
You should spend about 20 minutes on this task.

The charts below show information about the energy consumption in the UK in 2017. The first pie chart displays the energy sources. The second pie chart presents different types of renewable energy.

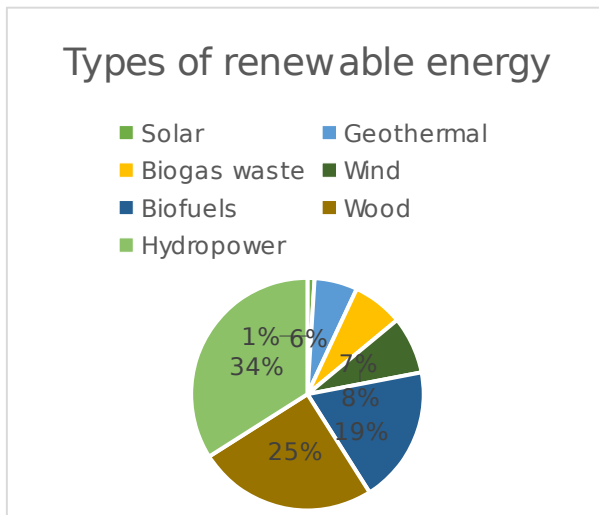
Summarise the information by selecting and reporting the main features, and make comparisons where relevant.

Write at least 150 words.

UK energy consumption by source in 2017



Types of renewable energy



Exemplar 6.6

(1) The pie charts above illustrate the different sources of UK energy consumption in 2017 and displays the detailed types of renewable energy, one of the sources that only occupies a relatively small proportion.

(2) In 2017, petroleum as an available resource was the main drive of energy in the United Kingdom. Making up 36% of the total consumption. Natural gas was the second most-used resource, covering 25% while Coal ranked the third, with only 3% fewer. Renewable energy and nuclear electric power only accounted for 9% and 8% respectively.

(3) As one of the least commonly used energy sources, the charts show that renewable energy is divided into 7 types. (4) The main body consists of three resources: the most popular type of renewable energy was Hydropower (34%), second was Wood (25%), in the third place was Biofuels (19%). Wind resource, Biogas waste and Geothermal accounted for 8%, 7%, and 6% of the total renewable energy consumption respectively while Solar only occupied 1% of renewable energy consumption.

In summary, (5) renewable energy still do not play an important role in energy consumption. (6) Although there are different resources making up renewable energy it is still important to continuously develop resources other than Hydropower.

Q1. Identify the types of error of sentences (1) to (6) and correct those errors.

Sentence number	Error type	Rewritten sentence
1		
2		
3		
4		
5		
6		

Q2. Give one example of compound sentence used in the exemplar.

Q3. Give one example of complex sentences used in the exemplar.

Activity 5 Exercise

Based on your understanding of “grammatical range & accuracy”, try to identify the grammatical errors and punctuation errors of T1-30. Rewrite the paragraph using some complex sentences.

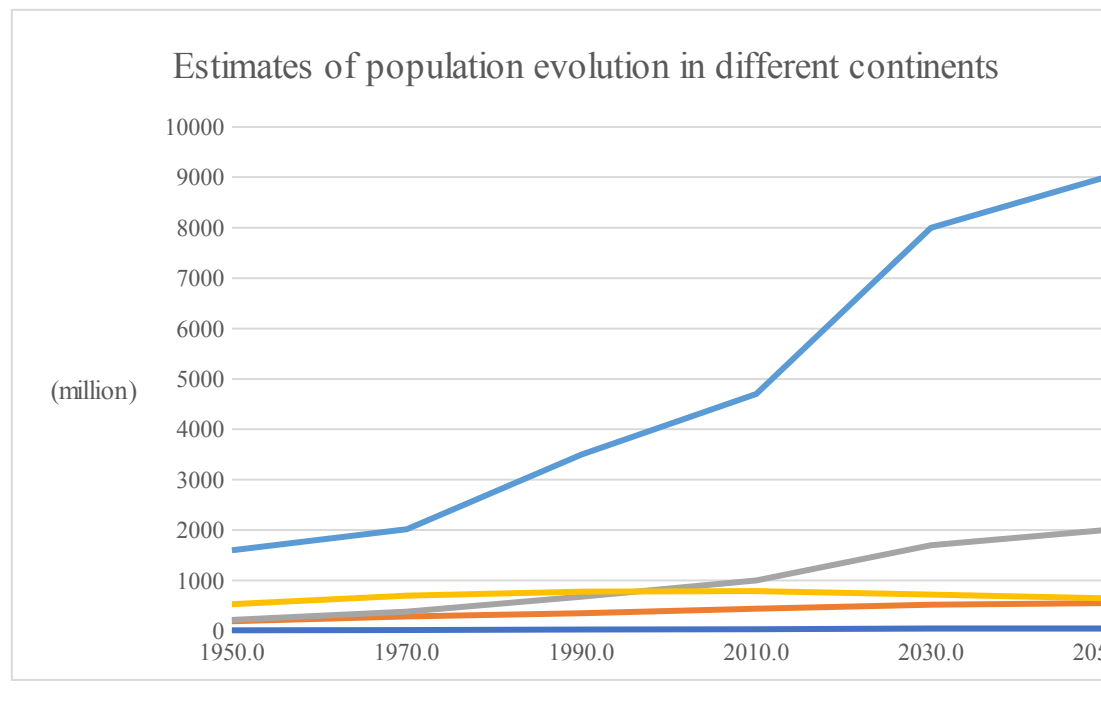
T1-30:

You should spend about 20 minutes on this task.

The charts below show information about the estimates of population change in different continents from 1950 and 2050 according to an official report.

Summarise the information by selecting and reporting the main features, and make comparisons where relevant.

Write at least 150 words.



About the change of population in different continents, from 1990 to 2050 the population of Asia and Africa increased in a rather fast speed, but more people will bear in Asia and the population of Asia will far exceed the others up to nine billion, and Africa's population will only up to 2000 million. In addition, the population of other continents don't have too big change.

Answer:

Regarding the change of population in different continents from 1990 to 2050, the population of Asia and Africa is expected to experience a rather fast increase, which can be ascribed to the fact that more people will be born in Asia and Africa, reaching up to nine billion and 2000 million respectively. Among the five continents, Asia will witness the most rapid surge in population. In addition, there is only a slight change in population of other continents, ranging only within 1000 million.