

Lesson Plan with key principles of “Small Class Teaching (SCT)” integrated

Subject : English

Level : P. 2

Unit : Unit 7 Pets

Topic : Adjectives describing pets

Duration : 35 minutes

The same lesson was conducted in two different classes. Class C is a normal class and students with various learning abilities. Class A is an SEN class with only 13 students and two teachers.

Relevant prior knowledge / learning difficulties

Prior knowledge	Learning difficulties
Ss learnt about pets and their body parts, the food they eat and the actions they can do.	Ss abilities various. There are big gaps among Ss' learning abilities and some Ss need different channels of engagement.

Intended Learning Outcomes / Teaching Objectives

By the end of the lesson, students will be able to:







Subject knowledge	Skills	Values & Attitudes
adjectives about pets: cuddly, noisy, clever, friendly, shy, naughty	communication, reading comprehension	good relationships with animals, Respect for life, confidence in using English, keenness to participate

Teaching Procedures	Time	Learning Activities & Teaching Methods	Purpose	SCT principles adopted	Resources/Remark
Activation / Lead-in game (Recap prior knowledge): Guessing Game	5 mins	T shows the body parts of pets and students try to guess what the pet is.	Recap the prior knowledge and attract Ss' attention	O,P,Q	PPT
Demonstration (Teacher's input)	7 mins	After the guessing game, T shows more pictures of pets doing different actions (using cute pictures and funny youtube videos), T conclude the actions by using target adjectives.	Providing context for studnets to better undertand the target words.	O,P, Q	youtube, gif, videos of T's cat
	3 mins	T reads the new words (adjectives) by chunking the syllables	In P1&2, the NET lessons focus on phonics and blending words, which are also applied in GE lessons		
	5 mins	T invites Ss to form Gs of four people and provides word cards which are cut into pieces (according to syllables) for each group. Ss need to quickly put the pieces together to form words	Priovide different ways for students to remember the words	P,C	* Class C has distracters * Class A Ss come to the front and play with T's help

Application	3 mins	T shows some pictures and Ss find out the suitable adjectives to describe the pet.	check understanding	A&F, Q	PPT
	5 mins	<p>*Class C : Ss work in pairs to describe their dream pet (They wrote about their dream pet in the previous lessons) and try to give reasons. E. g. I like my puppy. It is very friendly because it always plays with me at home. Several Ss volunteer to present their ideas</p> <p>*Class A: Teachers should give some sentences and ask students to conclude with an adjective.</p>	<p>communicate with others share ideas and T gives feedback to Ss' ideas.</p> <p>Ss - Ss T-Ss</p>	P,C,F	
Consolidation	5 mins	Ss read aloud sentences describing a pet and write down the suitable adjectives.	revise by writing sentences. (assessment)	A	Activity sheet

EdUHK attaches high importance to the six principles of SCT (objective, participation, questioning, cooperation, feedback and assessment). O, Q, P, C, F & A to stand for Objective, Questioning, Participation, Cooperation, Feedback and Assessment.

Pets

- 1  a rabbit
- 2  a mouse
- 3  soft fur
a hamster
- 4  colourful feathers
a parrot
- 5  a hard shell
a turtle
- 6  small fins
a goldfish

Pet food

- 1  seeds
- 2  meat
bones
- 3  fish
- 4  worms

Adjectives

- 1  Hello!
clever
- 2  friendly
- 3  shy
- 4  noisy
- 5  naughty
- 6  cuddly