




Lesson Plan

Teacher:	Duration: 25 minutes	Class: 5C	Period: 6
Subject: English	Classroom: 5C classroom	No. of students: 25	
Topic: Unit 4 - A Bright Future			
Objectives of Lesson:	Academic:		
	<ul style="list-style-type: none"> - To learn the use of '<i>good at/weak in + gerund</i>' and '<i>love/hate + gerund</i>'. - To use the target sentence structures to describe people's abilities and preferences. 		
	Skills: Communication, social and critical thinking		
Attitude & Values: Respect each other			
Envisaged Difficulties:	<ul style="list-style-type: none"> - Some students may use base form instead of '-ing' form in the sentence. - They may also forget to put 'be' before 'good at' and 'weak in'. 		
Teaching Aids / Multi media:	PowerPoint, Nearpod, Graded worksheet, Google Form		

Strategies & duration (min)	Teaching Procedures
Flipped Classroom (Self-directed learning)	<p>Ask students to watch two YouTube videos about the use of 'good at' and 'like/love/hate' and complete a Google Form quiz.</p> <p>YouTube links:</p> <div style="display: flex; justify-content: space-around; align-items: center;"> <div style="text-align: center;"> https://youtu.be/drPLaPCfwQQ https://youtu.be/uS0UfFPPTy8 </div> <div style="text-align: center;">   </div> </div> <p>Google Form:</p> <div style="display: flex; justify-content: space-around; align-items: center;"> <div style="text-align: center;"> https://forms.gle/Eha9Cev9ZzemaUrj6 </div> <div style="text-align: center;">  </div> </div>
Lead in (3 mins)	Play a guessing game called 'Big TV'. Students need to use their actions or language to help their classmates to guess the activities.
Presentation (5 mins)	<ul style="list-style-type: none"> - With the use of Nearpod, teach students the target sentence structures using some examples. - Students will practice by using the 'Quiz' and 'Fill in the blanks' functions in Nearpod.
Demonstration and Activity (10 mins)	<ul style="list-style-type: none"> - Teacher will ask one student four questions and write four sentences using the target structures on the worksheet. - Students will ask their peers four questions and write four sentences using the target structures on the worksheet. - After students finish the worksheet, they need to take a photo of their work and post it on the 'Collaborate Board' on Nearpod. They can read and like other students' posts.
Evaluation (4 mins)	- Teacher will invite 2 to 3 students to read aloud their work and give comments.

	- Teacher will point out and explain some common mistakes found in students' work.
Consolidation & Homework (1 min)	- Recap the key structures again and ask students to read aloud the sentences. - Assign and guide students to do homework (LOE P.43 & WB P.19)